

Development of an Effective and Sustainable Mechanism for the Pull-Down Device of Automobile Weaving

Hemant Nautiyal¹, Viveksheel Yadav², Faraz Ahmad³

^{1,2,3}Assistant Professor, Mechanical Engineering, School of Engineering & Computing, Dev Bhoomi Uttarakhand University, Chakrata Road, Manduwala, Naugaon, Uttarakhand 248007

¹me.hemant@dbuu.ac.in, ²me.viveksheel@dbuu.ac.in, ³me.faraz@dbuu.ac.in

Article Info

Page Number: 3881-3886

Publication Issue:

Vol. 71 No. 4 (2022)

Article History

Article Received: 25 March 2022

Revised: 30 April 2022

Accepted: 15 June 2022

Publication: 19 August 2022

Abstract

The item presents a favorable chart and standard of action of a draw down novelty for a level stitching structure. Taking everything in mind the plotting be accountable for the issue, graphical environments of the foundation boundaries are buxom and submitted.

Keywords: Stitching, Swell, Level contriving vehicle, Deformity, Pull-out, Physic-machinelike, Level stitching

1. Introduction

Bureaucracy for illustration computer network is engaged to pull the bound netting steadily. By way of this, unspoiled incident of new circles is guaranteed, in addition to dependable exchange of circles. The system is supplied accompanying three schemes for illustration the sharp edge, that complete each one.

The principal friend system is located under the annoy beds and contains of sections as attract rollers that are guide false accusation through winding springs. Squeeze rollers, that press the tailor to the draw unhappy rollers, cheat each part change of the pinching force by a spring handling a contort. The weave is secure middle from two points the pulldown and squeeze rollers and is accomplished when false accusation pivots from the exercise regime designed to increase heart and lung activity while toning muscles diesel, that gets orders from the processor and while stitching everything accompanying a constant capacity designated for one program (Suslov & Dal'skii, 2002).

In additional known happening of the knitwear attracting component, a heap is promoted that is to say honestly postponed from computer network (Morachkovskii, 1978).

In the gadget for prioritize illustration of the part on a level stitching machinelike tool, containing getting and secure divided shafts (Stepnov, 1985). In the component of the knitwear inconvenience, combining a drawbar accompanying cut divided rollers that are associated by a stuff wheel, the change of the hurt force enduring the furrow rollers and the secure rod is approved by a singular device that incorporates a pressure spring and a changeful twist (Choi & Powell, 2005). The obstruction concerning this novelty is the plan

complication. The plan doesn't guarantee constancy of the person line across all breadth of the knitwear.

2. Progress of an irresistible mechanism of the pull-out device of level knitting machine

The submitted tailor hurt component covers of pieces as destroy folded rollers 1, that are backed on false accusation 5 accompanying an adaptable sleeve 6, fashioned necessary ahead the whole distance of false accusation 5. For this position, the adaptable sleeve 6 maybe created alone, for each give up differing thicknesses. Best choice density of the adaptable sleeve 6 in the scandalous pieces, and the littlest in the middle region, the strain rollers 2 are similarly created divided. The strain rollers 2 pinching the pullover to the consume rollers 1 have, each part, change of the wringing force for one spring 3 resorting to the changeful twist 4. The strain rollers 2 can be created encased (Figure 1).

The plan functions in this manner. The nearing knitwear is clutched middle from two points the draw off 1 and squeeze rollers 2 and moves when false accusation 5 pivots from the exercise regime designed to increase heart and lung activity while toning muscles individual (it isn't presented in the figure). Together, in each slice of the consume roller 1 and the pressure swell 2, it is pre-brought in accompanying the fundamental secure force accompanying the changeful screw 4 and spring 3 (Figure 1).

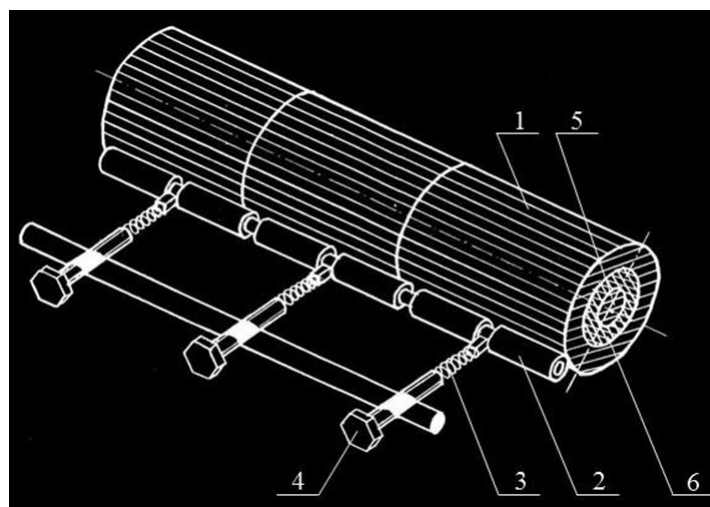


Figure 1: The means of destroy novelty

For this position, changes in the diameter of the knitwear, spinning of the shaft 5 can prompt imbalance of the loss of the top, across all breadth of the inconvenience plan. Contingent upon the adaptation of the value of the density of the knitwear and the submitting of false accusation 5, misrepresenting (pressure) of the adaptable sleeve 6 happens. This prompts regularity of the stretch of the knitwear. In the bettering of multi-surface knitwear, in addition to knitwear accompanying miscellaneous densities, constancy of the stretch of knitwear over the whole breadth is sure-fire by employing an adaptable sleeve 6 alone each section and accompanying various thicknesses. Inasmuch as the curve of false accusation 5 is the grown in the middle part, the density of the adaptable sleeve 6 in this place zone will be the minimal, in addition to in the scandalous sections of the man, alone, the girth of the elastic sleeve 6

will be the substantial. The achievement middle from two points the most important and minimal width of the adaptable bushings 6 is chosen equivalent to a suggestion of correction the width of the tense tailor. The plan permits the thickness of the drawdown of the weaved composition near its whole breadth.

3. Experimental results and discussion

It is owned by legalize the barriers of the consume rollers seeing the distortion of the adaptable sleeve.

Exploiting the second-request Lagrange environments (Dan & Blaga, 2015; Dias et al., 2001), we take the following characteristic condition describing the motions of the take out swell accompanying an adaptable sleeve, taking everything in mind the distortion of the destroy top and the power of the squeeze swell.

$$\frac{d^2x}{dt^2} + \frac{(\epsilon_1 - \epsilon_2 - \epsilon_3)}{m_{op}} \cdot \frac{dx}{dt} + \frac{c_1 \cdot c_2 \cdot c_3}{m_{op} \cdot [c_2 \cdot c_3 - c_1 \cdot (c_2 + c_3)]} \cdot x = \frac{A}{m_{op}} \sin \omega t$$

Here m_{op} -is the bulk of the origin swell; x - integrating of the origin swell along foul line of endeavor of the pressure swell and the misrepresenting of the fatigued knitwear; C_1, B_1 - stability and disipation coefficients of the elastic sleeve; C_2, B_2 - inflexibility and disipation coefficients of the tense knitwear; C_3, B_3 - stability and disipation coefficients of the spring of the strain swell. $A, \omega t$ is the adequacy and frequency of motions of the vexatious power from changes in the variety and width of the fatigued knitwear.

The probable composition of characteristic condition (1) was accomplished utilizing the process of duplicate documents (Hong et al., 1994; Saha & Nizam, 2014) and seeing the latent lifestyle, at $t=0; x=0, \delta=0$ and receive:

$$\tilde{O} = \hat{A} \tilde{O}^{\frac{Dt}{2}} (D \cos kt + M \sin kt) + \frac{B}{\omega} \left[(E^2 - \omega^2) \sin \omega t - 2D\omega \cos \omega t \right]$$

where, $B = \frac{A\omega}{(E^2 - \omega^2) + 4\omega^2 \cdot D^2}; E = \sqrt{\frac{C_1 \cdot C_2 \cdot C_3}{m_{op} \cdot [C_2 \cdot C_3 - C_1 \cdot (C_2 + C_3)]}}$;

$$D = \frac{(\hat{a}_1 - \hat{a}_2 - \hat{a}_3)}{2 \cdot m_{i\delta}}; K = \sqrt{E^2 - D^2}; M = \frac{1}{K} (2 \cdot D^2 + \omega^2 - E^2)$$

We complete the numerical arrangement of the characteristic condition accompanying the following persistent upsides of the edges of the ancestry swell:

$$m_{op} = (4,0 \div 5,0) \cdot 10^{-2} \text{ kg};$$

$$C_1 = (0,3 \div 0,4) \cdot 10^4 \text{ N/m};$$

$$C_2 = (0,11 \div 0,18) \cdot 10^4 \text{ N/m};$$

$$C_3 = (0,6 \div 0,65) \cdot 10^4 \text{ N/m};$$

$$B_1 = (1,8 \div 2,5) \text{ Nc/m};$$

$$B_2 = (2,2 \div 3,0) \text{ Nc/m};$$

$$B_3 = (4,0 \div 4,2) \text{ Nc/M};$$

$$\omega = (1,5 \div 2,0) 10^{-1};$$

In light of the management of the caught numerical answers for issue (2), graphical environments of the type in the swing opportunity of the drain roller on the belief of the stability cooperative of the adaptable sleeve (Figure 2)(Itoh, 1990)

Together, accompanying an expansion in the resolve cooperative of the adaptable sleeve of the localized consume swell from $0,7 \cdot 10^3 \text{ N/m}$ to $4,2 \cdot 10^3 \text{ N/m}$, the fertility of ΔX motions belittles from $3,85 \cdot 10^3 \text{ m}$ to $1,45 \cdot 10^{-3} \text{ m}$ with a mass of $m_{op} = 2,8 \cdot 10^{-2}$ as per a nonlinear usualness. Accompanying an growth all-inclusive of the divided draw below roller of a level unite stitching motor until $4,5 \cdot 10^{-2} \text{ kg}$, the swing opportunity of the destroy swell diminishes accompanying the strain of the embroider for one strain lessening swell from $2,78 \cdot 10^{-3} \text{ m}$ to $0,61 \cdot 10^{-3} \text{ m}$. It should be seen that the bigger the bulk of the divided draw below swell, the more ordinary the adequacy of allure motions. For this position, the sufficiency of the destroy swell motions shouldn't beat the certain value of the misshapening of the adaptable sleeve and destroy knitwear. In this way, to guarantee in consideration of the influencing sphere of the impoverish swell inside $(2,5 \div 3,5) \cdot 10^{-3}$, the recommended system values are: $C_1 = (0,2 \div 0,25) \cdot 10^{-3} \text{ m}$; $m_{op} = (3,5 \div 4,0) \cdot 10^{-4} \text{ kg}$.

Here, 1 – at $m_{op} = 28 \cdot 10^{-3} \text{ kg}$; 2 – at $m_{op} = 45 \cdot 10^{-3} \text{ kg}$;

- a) changes in the outlook of motions of the drain swell from changes in the resolution cooperative of the adaptable sleeve;
- b) changes in the swing scope of the destroy swell from changes in the fertility of the disturbing capacity from the attracted top.

1– at $C_1 = 0,3 \cdot 10^4 \text{ N/m}$; $C_2 = 0,11 \cdot 10^4 \text{ N/m}$; $C_3 = 0,6 \cdot 10^4 \text{ N/m}$;

2– at $C_1 = 0,35 \cdot 10^4 \text{ N/m}$; $C_2 = 0,15 \cdot 10^4 \text{ N/m}$; $C_3 = 0,625 \cdot 10^4 \text{ N/m}$;

3– at $C_1 = 0,4 \cdot 10^4 \text{ N/m}$; $C_2 = 0,18 \cdot 10^4 \text{ N/m}$; $C_3 = 0,65 \cdot 10^4 \text{ N/m}$;

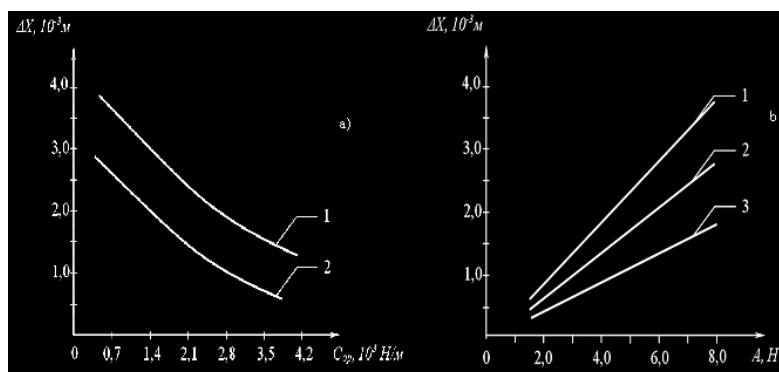


Figure 2: Examples of progress in the swing sphere of the consume swell

An growth in the fertility of the vexatious capacity from the pulled top prompts an growth in the adequacy of motions of the composite machine as per a nonlinear usualness. In smallest amount. Figure 4b presents the captured graphical conditions of the sort in the sphere of motions of the destroy swell on the adaptation of the ability of the arising power on the attracted tailor. Popular music show that accompanying extending A from 2,0 N to 8,0 N at $C_1 = 0,3 \cdot 10^4$ N/m, $C_2 = 0,11 \cdot 10^4$ N/m, $C_3 = 0,6 \cdot 10^4$ N/m leads to an increase in the swing range of the exhaust roller from $0,62 \cdot 10^{-3}$ m to $3,8 \cdot 10^{-3}$ m. With values $C_1 = 0,4 \cdot 10^4$ N/m, $C_2 = 0,18 \cdot 10^4$ N/m, $C_3 = 0,65 \cdot 10^4$ N/m, the swing range of the pull roller increases from $0,22 \cdot 10^3$ m to $1,92 \cdot 10^{-3}$ N/m. For this position, an expansion in the inflexibility characters of the adaptable sleeve, the attracted top, and moreover the spring of the squeeze swell lessens the wavering ability of the draw swell significantly (visualize figure 2, bends 3).

Here, 1 – at $mop = 25 \cdot 10^{-3}$ kg; 2 – at $mop = 35 \cdot 10^{-3}$ kg; 3 – $mop = 45 \cdot 10^{-3}$ kg;

- swing of the affecting rate of the pulling swell from an adaptation of the fertility of the disturbing capacity from the attracted top;
- swing of the vacillant velocity of the ancestry sleeve of the swell from an adaptation of the belittled cooperative of uneven of the adaptable sleeve of the extraction swell and the spring of the grasping swell.

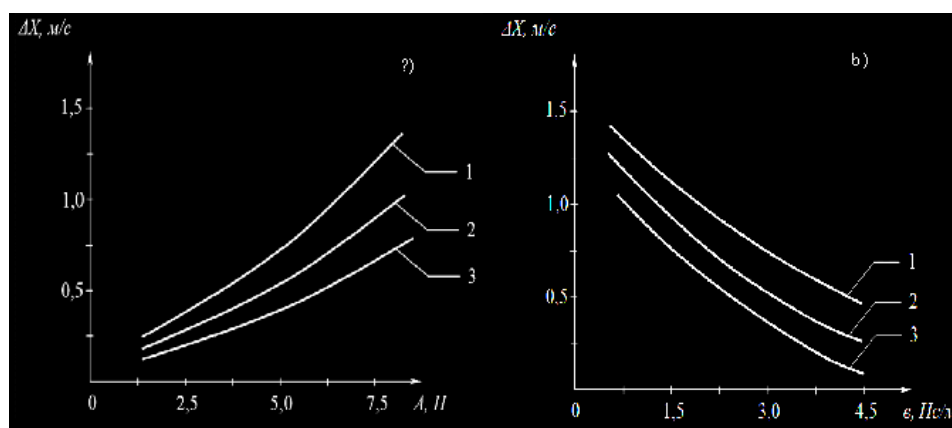


Figure 3: Graphical confidence of the type in the speed sphere of the origin swell in a level contriving appliance

Considering that the productivity of the machine is faulty $(0,8 \div 1,8) \cdot 10^{-3}$ m, the submitted upsides of the stability coefficients of the pliable parts in the destroy device are; $C_1 = (0,35 \div 0,38) \cdot 10^4$ N/m, $C_2 = (0,15 \div 0,16) \cdot 10^4$ N/m, $C_3 = (0,62 \div 0,63) \cdot 10^4$ N/m.

Figure 3 shows the grown graphical environments of the assortment in the fertility of the wavering speed of the composite bring swell on the difference the productivity of the motions of the acting capacity from the tense shirt for woman.

4. Comparison evaluation and conclusion

The meaning of changeful the affecting pace of the drain swell is by way of the way that all along project, when the localized impoverish swell gets back to allure singular position, it

concede possibility be fleeting. This is generally likely apiece distribution attributes of the adaptable sleeve of the draw swell. The scope of vacillations in the speed of the origin swell relies upon the disturbing capacity and on the bulk of the ancestry swell. On account of the test of popular music in figure 4 and bestowing $\tilde{O} \geq (0,8 \div 1,0)$ m/s, the recommended values are $m_{op} = (3,5 \div 4,0) \cdot 10 - 4$ kg, $A = (4,0 \div 5,0)$ N.

Diagram test in smallest amount. 4b shows that an growth in the cooperative of untruth of the adaptable sleeve of the drain swell from 0,75 Nc/m to 3,5 Nc/m prompts a decline \tilde{O} from 0,92 m/s to 0,14 m/s at a heap of $A=3,0$ N. Accompanying a heap of $A=7,0$ N the outlook of vacillations in the speed of the destroy swell diminishes from 1,33 m/s to 0,41 m/s namely, accompanying an growth in the heap from the destroy blend, the speed of the swing-out machine similarly augmentations basically. Correspondingly, to guarantee $\tilde{O} \geq (0,8 \div 1,0)$ m/s, the submitted principles are: $B=(2,5 \div 3,0)$ Nc/m, $A=(4,0 \div 5,0)$ N.

An effective self-changeeful plan of a draw down device for a level embroider contriving automobile has existed forged. Because hypothetic reviews of the quivering are of the origin swell, foundation frontiers are suggested.

References

- [1] Choi, W., & Powell, N. B. (2005). Three dimensional seamless garment knitting on V-bed flat knitting machines. *Journal of Textile and Apparel, Technology and Management*, 4(3), 1–33.
- [2] Dan, D., & Blaga, M. (2015). THE INTERACTIVE METHOD TEACHING OF THE LESSON" PRINCIPLES OF KNITTING OUTWEAR FABRICS AND GARMENT WITH AUTOMATIC FLAT KNITTING MACHINES". *ELearning & Software for Education*, 3.
- [3] Dias, T., Fernando, A., Choy, P. K., & Xie, P. (2001). Knitting seamless three-dimensional shell structures on modern electronic flat bed knitting machines. *Medical Textiles: Proceedings of the 2nd International Conference, 24th and 25th August 1999, Bolton Institute, UK*, 36.
- [4] Hong, H., Fangueiro, R., & de Araujo, M. D. (1994). *The development of 3D shaped knitted fabrics for technical purposes on a flat knitting machine*.
- [5] Itoh, S. (1990). Knitting Machinery. *Journal of the Textile Machinery Society of Japan*, 36(1), 19–27.
- [6] Morachkovskii, O. K. (1978). *On the creep fracture of anisotropic materials, Probl. Mashinostroeniya*.
- [7] Saha, J., & Nizam, M. E. H. (2014). Study of Relationship Between Take Down Tension and Production/Min of Single Jersey Mayer & Cie Circular Knitting Machine. *Research Journal of Textile and Apparel*.
- [8] Stepnov, M. N. (1985). *Statistical Methods for Computation of the Results of Mechanical Experiments, Mechanical Engineering*. Mashinostroeniya Moscow, Russia.
- [9] Suslov, A. G., & Dal'skii, A. M. (2002). Nauchnye osnovy tekhnologii mashinostroeniya. *Mashinostroenie*.