

Finite Element Examination of Stress-Strain Fields Near Ductile Crack Tip

Chetan E. Kolambe¹, Sandeep V. Raut¹, Aditya R. Wankhde¹, Nilesh A. Jadhav¹

¹Department of Mechanical Engineering, Anantrao Pawar College of Engineering & Research, Pune

Article Info

Page Number: 1988-1998

Publication Issue:

Vol 70 No. 2 (2021)

Abstract

We are considering a centre crack in ductile steel plate of finite dimensions. Modeling and analysis of the crack is performed in ANSYS. Non-linear stress-strain data of steel is used in the software. A suitable value of far field tensile stress (pressure) is chosen such that the applied stress intensity parameter is less than the fracture toughness value. Plastic stress-strain fields are obtained near the crack tip in EPFM. Desired values are noted. Areas of high stress and high strain are identified. Validation of void nucleation taking place ahead of crack tip and not exactly at the crack tip and coalescence of voids happening at the crack tip is confirmed with the results. Plane strain case is considered. Plots between the distance of desired location from the crack tip and load line stresses and strains are drawn. The plots are in accordance with the expected ones.

Article History

Article Received: 05 September 2021

Revised: 09 October 2021

Accepted: 22 November 2021

Publication: 26 December 2021

Keywords: Process zone, Plastic zone, Elastic zone, LEFM, EPFM, void nucleation, coalescence.

Nomenclature:-

A	Half crack length
P	Applied pressure
E	Young's Modulus of elasticity
$K_I K_I$	Stress intensity factor
$K_{IC} K_{IC}$	Fracture toughness
$\nu \nu$	Poisson's ratio
W	Width of plate
$\sigma_{yy} \sigma_{yy}$	Stress in Y-direction
$\epsilon_0 \epsilon_0$	Equivalent plastic strain
T_i	Traction vector
J	Applied J-integral
$\sigma_0 \sigma_0$	Reference stress value equal to yield strength
$\epsilon_q \epsilon_q$	Yield strain
α	Dimensionless constant
n	Strain hardening exponent
$\mathcal{F}(\alpha) \mathcal{F}(\alpha)$	Configuration factor

r_p	Radius of plastic zone
SSY	Small scale yielding
LEFM	Linear elastic fracture mechanics
EPFM	Elastic-plastic fracture mechanics
UTS	Ultimate tensile strength
L	Uncracked ligament length
Γ	Counter-clockwise path around the crack tip
r	Distance of node from crack tip
w	Strain energy density
u_i	Displacement vector components
ds	Length increment along the contour
LSY	Large scale yielding
HRR	Hutchinson-Rice-Rosengren
L_P	Length of plate
σ_{ij}	Stress tensor
ε_{ij}	Strain tensor

1. Introduction

Fracture is the separation or fragmentation of solid in two or more parts under the action of imposed stress. Ductile fracture is caused mainly by micro-mechanical processes of nucleation, growth and coalescence of voids. Voids nucleate due to cracking of inclusions or interfacial decohesion of inclusions from parent material which then grow by plastic deformation of the surrounding material. Fig. 1[1] illustrates micro-void initiation, growth and coalescence at the tip of pre-existing crack. As the crack structure is loaded, local strains and stress at the crack tip become sufficient to nucleate voids. These voids grow as crack blunts and they eventually link with the main crack causing crack growth.

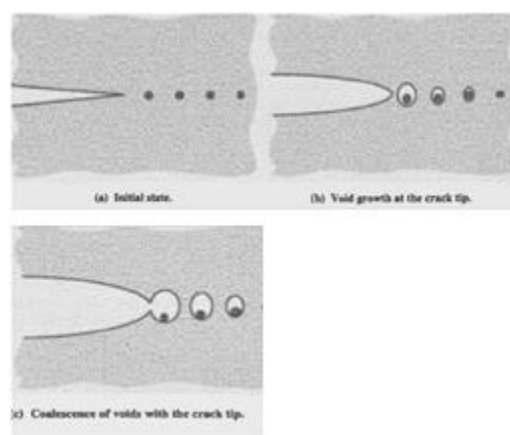


Fig. 1 Stages of ductile crack growth [1]

The strain at blunted crack tip exhibits a singularity while the stress reaches the peak value at approximately two times the value of crack tip opening displacement (CTOD) ahead of crack tip. As such, there is sufficient stress elevation ahead of crack tip for void nucleation while most of the void growth and coalescence occurs much closer to the crack tip where strains are high. Characteristics of ductile crack tip zone in terms of stress and strain evoke lot of interest. The paper therefore presents finite element analysis of ductile cracked plate to obtain stress and strain fields near the crack tip and to predict the crack growth features.

2. Problem definition: Details of 1018 hot rolled steel plate are as follows: (Refer Fig. 2)

Plate dimensions:

$w = 50\text{cm}$, $L = 50\text{ cm}$, $2a = 6\text{cm}$

Material Properties: $E = 200\text{ GPa}$, $\sigma_{ys} \sigma_{ys} = 290\text{ N/mm}^2$, $UTS = 430\text{ N/mm}^2$, $\nu \nu = 0.3$, elongation =36%

Type of mode : Mode I (opening)

Type of crack : Through centre crack

Applied pressure: $P=150\text{MPa}$.

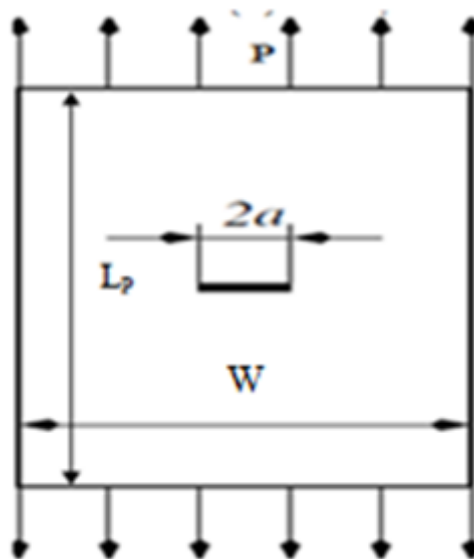


Fig 2: Centre crack configuration

Refer Fig. 3. The Ramberg-Osgood equation applied to plastic stress-strain data of the steel is given by [1]

$$\frac{\varepsilon}{\varepsilon_0} = \frac{\sigma}{\sigma_0} + \alpha \left(\frac{\sigma}{\sigma_0} \right)^\eta \frac{\varepsilon}{\varepsilon_0} = \frac{\sigma}{\sigma_0} + \alpha \left(\frac{\sigma}{\sigma_0} \right)^n \frac{\varepsilon}{\varepsilon_0} = \frac{\sigma}{\sigma_0} + \alpha \left(\frac{\sigma}{\sigma_0} \right)^n$$

where, $\varepsilon_0 = \left(\frac{\sigma_0}{E} \right) \varepsilon_0 = \left(\frac{\sigma_0}{E} \right)$, $\sigma_0 = \sigma_{ys}$

from above equation considering different values of stress & strain, we obtain dimensionless constant as

$$n = 6.02 \text{ \& } \alpha = 9.054.$$

Stress intensity factor, K_I is calculated by,

$$K_I = \sigma\sqrt{\pi a} \times F(\alpha) \text{ where } \alpha = \left(\frac{a}{W}\right)\left(\frac{a}{W}\right) = 0.12$$

for center crack $F(\alpha)$ is given by,

$$F(\alpha) = 1.0 + 0.128\alpha - 0.288\alpha^2 + 1.53\alpha^3 = 1.0 + 0.128(0.12) - 0.288(0.12)^2 + 1.53(0.12)^3 = 1.013$$

$$\therefore K_I = 46.648\text{MPa}\sqrt{\text{m}} \text{ , we have for steel is}$$

$$K_{IC} = 50\text{MPa}\sqrt{\text{m}}$$

Since, $K_I < K_{IC}$ crack is assumed to be safe.

3. Analysis

The cracked plate is modeled in ANSYS. Half plate is only modelled due to the condition of symmetry about the crack axis. The mesh model of plate is shown in Fig. 4.

8-node quadrilateral elements (PLANE 82) are used. Number of nodes are 63285 and number of elements are 20932. The far field tensile pressure in y-direction is 150MPa and displacement in y-direction is 0 for uncracked ligaments. Plane strain condition is employed.

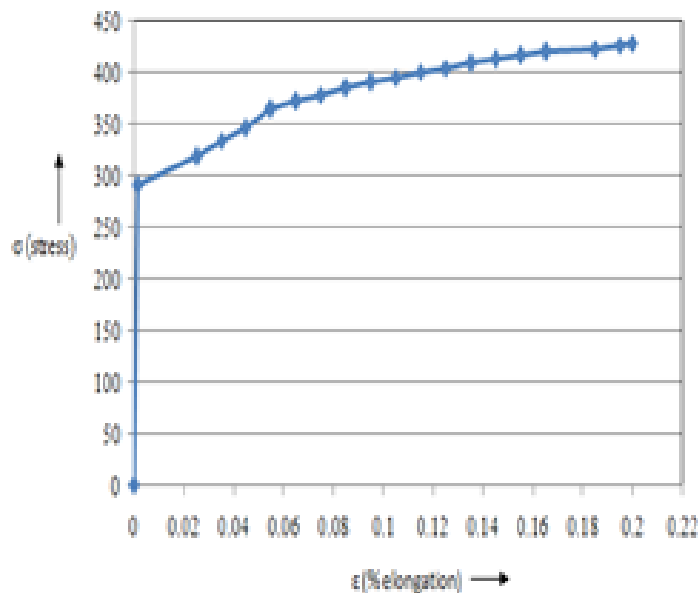
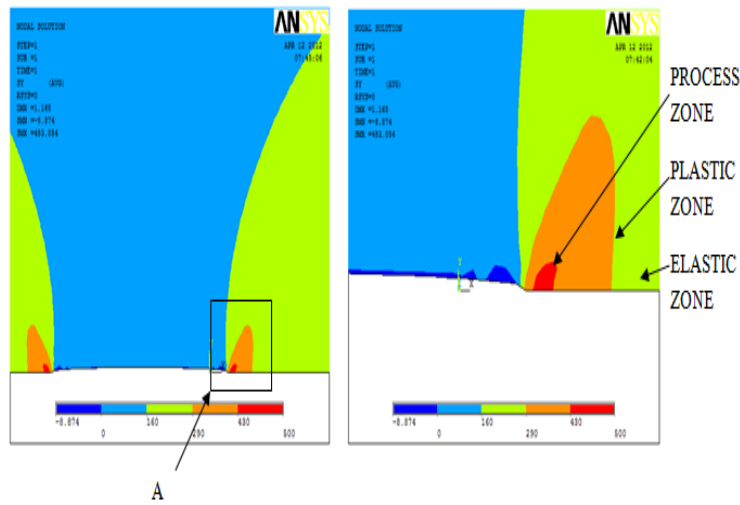


Fig 3 :Stress-Strain curve for 1018 hot rolled steel

4. Results

Nodal and elemental stress and strain plots are shown in Fig. 5. Process, plastic and elastic zones are also displayed.

1. Nodal solution (stress): View at 'A'



3. Nodal solution (strain):

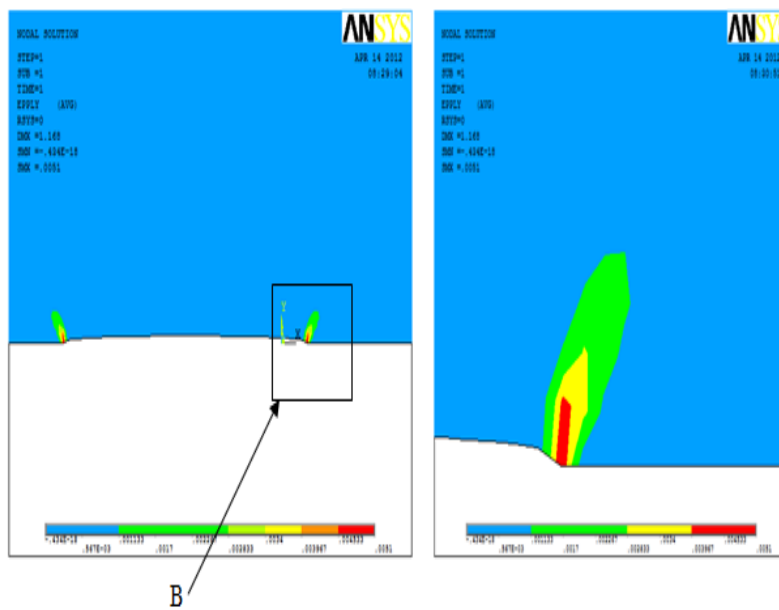
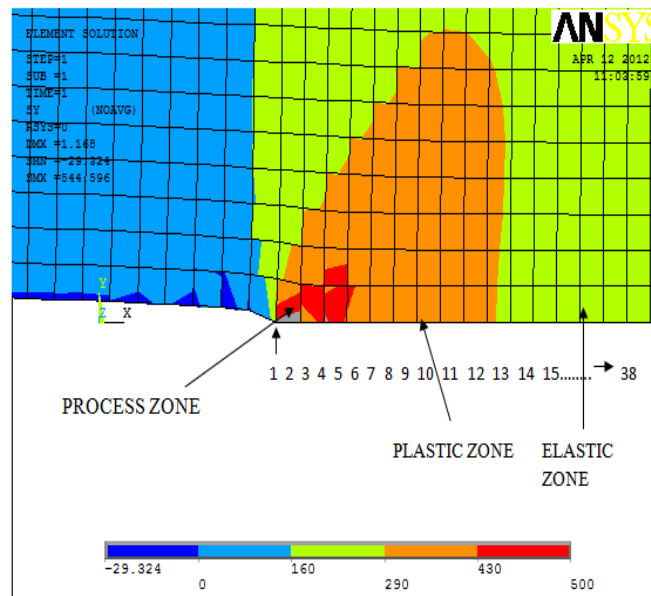


Fig. 5 Stress and strain solutions

The size of plastic zone in small scale yielding (SSY) under plane strain condition is theoretically obtained as [2]

$\therefore r_p \therefore r_p = 2.71 \text{ mm}$ on using the values stated earlier. But the value of r_p obtained from finite element analysis is 7.53mm which is almost 3 times (approx.) greater than theoretically r_p value for SSY. Thus, it is concluded that crack tip does not undergo SSY

2. Elemental solution (stress):



and elastic-plastic regime (EPFM) is valid $r_p = \frac{1}{3\pi} \left(\frac{K_I}{\sigma_{ys}} \right)^2$

The J contour integral [1] has enjoyed great success as a fracture characterizing parameter in EPFM. Rice applied deformation plasticity (i.e nonlinear elasticity) to the analysis of a crack in EPFM. He showed that the nonlinear energy release rate J , could be written as a path-independent line integral as follows:.

$$J = \int_{\Gamma} \left(w dy - T_i \frac{\partial u_i}{\partial x} ds \right) \int_{\Gamma} \left(w dy - T_i \frac{\partial u_i}{\partial x} ds \right)$$

Where $T_i = \sigma_{ij} n_j$ & $w = \int_0^{\epsilon_{ij}} \sigma_{ij} d\epsilon_{ij}$

J is obtained as 9.9 N/mm

The equivalent plastic strain responsible for void coalescence is given as[3]

$$\epsilon_q = \sqrt{\frac{2}{3} \left\{ (\epsilon_x)^2 + (\epsilon_y)^2 + (\epsilon_z)^2 + 2(\gamma_{xy})^2 + 2(\gamma_{yz})^2 + 2(\gamma_{zx})^2 \right\}^{0.5}}$$

Plots of $\frac{\sigma_{yy}}{\sigma_0}$ v.s. $\frac{r\sigma_0}{J}$, $\log \frac{\sigma_{yy}}{\sigma_0}$ v.s. $\log \left(\frac{r}{L} \right) \left(\frac{r}{L} \right)$ & $\log \frac{K_I}{\sqrt{2\pi r}}$ v.s. $\log \left(\frac{r}{L} \right) \left(\frac{r}{L} \right)$,

ϵ_{eq} v.s. $\frac{r\sigma_0}{J}$ along crack axis are displayed in Fig. 6, 7 and 8 respectively.

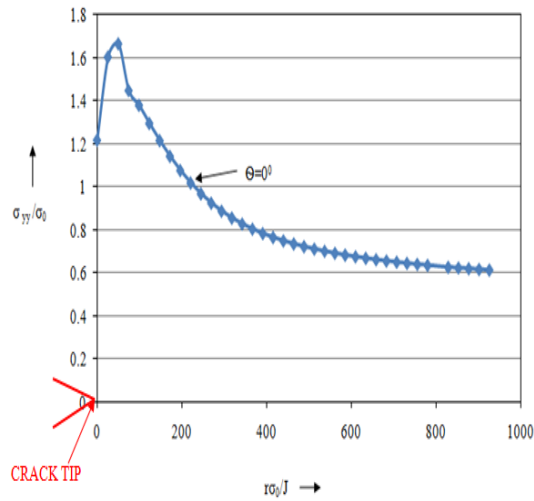


Fig. 6. $\frac{\sigma_{yy}}{\sigma_0}$ v.s. $\frac{r\sigma_0}{J}$

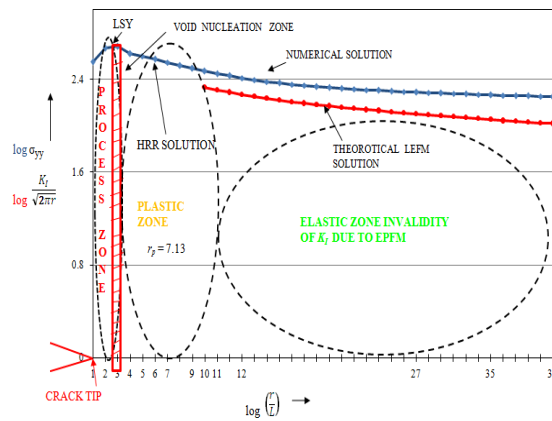


Fig. 7 $\log \sigma_{yy}$ v.s. $\log \left(\frac{r}{L}\right)$ & $\log \frac{K_I}{\sqrt{2\pi r}}$ v.s. $\log \left(\frac{r}{L}\right)$

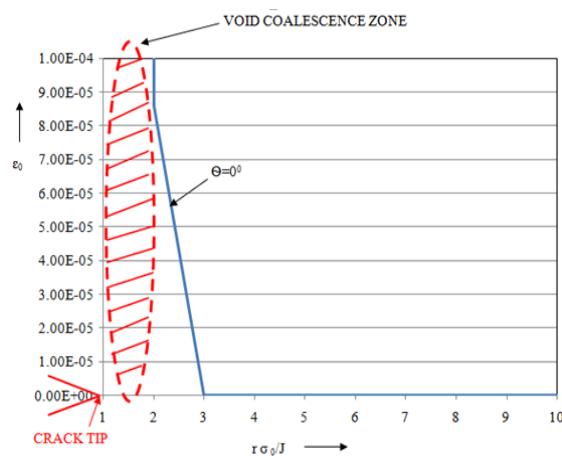


Fig. 8. ϵ_{eq} v.s. $\frac{r\sigma_0}{J}$

5. Discussion

Plot between $\frac{\sigma_{yy}}{\sigma_0}$ v.s. $\frac{r\sigma_0}{J} \frac{\sigma_{yy}}{\sigma_0}$ v.s. $\frac{r\sigma_0}{J}$ shows that stress in y direction (At $\theta=0^\circ$) at the crack tip is less than the value of stress ahead of crack tip in the process zone. The stress then gradually decreases.

Plot between $\log \sigma_{yy} \sigma_{yy}$ v.s. $\log \left(\frac{r}{L}\right) \left(\frac{r}{L}\right)$ & $\log \frac{K_I}{\sqrt{2\pi r}} \frac{K_I}{\sqrt{2\pi r}}$ v.s. $\log \left(\frac{r}{L}\right) \left(\frac{r}{L}\right)$ shows that the void nucleation starts ahead of crack tip but not at the crack tip. It is because of high stress value obtained ahead of crack tip. Stresses in process zone follows large scale yielding (LSY) and stresses in plastic zone follows HRR solution. But stresses in elastic zone, due to EPFM regime, don't follow LEFM solution that is K dominated. Hence numerical values and theoretical LEFM values based on K exhibit deviation.

Plot between $\varepsilon_{\theta\theta} \varepsilon_{\theta\theta}$ v.s. $\frac{r\sigma_0}{J} \frac{r\sigma_0}{J}$ shows the growth and coalescence zone of voids takes place at the crack tip where strain value is maximum. Plastic strain cause the voids to grow and eventually coalesce with the parent crack tip.

6. Conclusion

Stress and strain fields ahead of ductile crack tip have been obtained numerically. Void nucleation taking place ahead of crack tip and not exactly at the crack tip and coalescence of voids happening at the crack tip is confirmed with the results. Results can further be refined by modeling the bluntness at the crack tip.

Acknowledgement

We would like to express our sincere gratitude to Dr. Pradeep J. Awasare (Adjunct Professor), Er. Atul Marathe (Innovation Club Member) for their invaluable guidance and support throughout the research process. We also wish to thank Dr. Sunil B. Thakare (Principal, APCOER, Pune) for their support. Finally, we are grateful to all of the research participants who generously gave their time and effort to this project.

References:

1. Fracture mechanics fundamentals and applications by T.L.ANDERSON 2nd Edition.
2. Elements of fracture mechanics by PRASHANT KUMAR.
3. Atlas of STRESS-STRAIN Curves
4. Dhabliya, M. D. (2018). A Scientific Approach and Data Analysis of Chemicals used in Packed Juices. Forest Chemicals Review, 01–05.
5. Dhabliya, D. (2021a). AODV Routing Protocol Implementation: Implications for Cybersecurity. In Intelligent and Reliable Engineering Systems (pp. 144–148). CRC Press.
6. Dhabliya, D. (2021c). Designing a Routing Protocol towards Enhancing System Network Lifetime. In Intelligent and Reliable Engineering Systems (pp. 160–163). CRC Press.

7. Theory of plasticity by CHAKROBORTY
8. ANSYS TUTORIAL 2-D Fracture Analysis by DR. A.-V. PHAN, University of South Alabama
9. Ashish R. Pawar, "Roof Crash Simulation of Passenger Car for Improving Occupant Safety in Cabin" in Elsevier Journal
10. Ashish R. Pawar, "Design and Development: A Simulation Approach of Multi-Link Front Suspension for an All-Terrain Vehicle", SAE Technical Paper, SIAT 2021
11. Aditya Pawar, Aniket Wanjale, Harshal Wanjale, Yash Sathe, Ashish R. Pawar, "Static Structural Analysis & Optimization Of Driver Cabin Mounting Bracket Of Heavy Commercial Vehicle", Journal of Analysis & Computation (IJAC, UGC), Volume XV Issue VI, June 2021 ISSN: 0973-2861, pp. 111-124
12. Siddharth P. Patil, Saurabh R. Birwatkar, Pranil D. Phadke, Karan R. Pawar, Ashish R. Pawar, "Static Structural Analysis & Topology Optimization Of Automotive Track Control Arm For Light Passenger Vehicle", Journal of Analysis & Computation (IJAC, UGC), Volume XV Issue VI, June 2021 ISSN: 0973-2861, pp. 91-100
13. Sandhya R. More, Ganesh E. Kondalkar, Ashish R. Pawar, "Crash Analysis Of A Conformable CNG Tank Using FEA Tool", Journal of Analysis & Computation (IJAC, UGC), Volume XV Issue VI, June 2021 ISSN: 0973-2861, pp. 71-78
14. Sumit Ekbote, Sidhesh Gade, Sanket Mhetre, Raj Dhawade, Ashish R. Pawar, "Experimental Analysis Of Automatically Manufactured Chain Link Fencing Wire", Journal of Analysis & Computation (IJAC, UGC), Volume XV Issue VI, June 2021 ISSN: 0973- 2861, pp. 57-67
15. Tushar S. Kalaskar, Kashinath H. Munde, Ashish R. Pawar, "Design And Analysis Of Hybrid Aluminium-Composite Driveshaft With Crack Using Experimental Modal Analysis And FEA", Journal of Analysis & Computation (IJAC, UGC), Volume XV Issue VI, June 2021 ISSN: 0973-2861, pp. 27-40
16. Sandhya R. More, Ganesh E. Kondalkar, Ashish R. Pawar, "Review Of Conformable Cng Tank Storage In Light Goods Vehicle", Journal of Analysis & Computation (IJAC, UGC), Volume XV Issue VI, June 2021 ISSN: 0973-2861, pp. 21-26
17. Deepak N. Patil, Ganesh E. Kondhalkar, Ashish R. Pawar, "Improvement In Productivity And Quality Of Bumper Punching Machine", Journal of Analysis & Computation (IJAC, UGC), Volume XV Issue V, May 2021 ISSN: 0973-2861, pp. 1-6
18. Shubham A. Andore, Ashish R. Pawar, P. N. Abhyankar, "Study Of Effects Of Different Profiles Of Dental Implant Using FEA", Journal of Analysis & Computation (IJAC, UGC), Volume XV Issue V, May 2021 ISSN: 0973-2861, pp. 1-13
19. Abhilash D. Bhosale, Ashish R. Pawar, "Experimental & Numerical Investigation Of Pretention Effect On Fatigue Life Of Double Lap Bolted Joint Under Dynamic Shear Loading", Journal of Analysis & Computation (IJAC, UGC), Volume XV Issue V, May 2021 ISSN: 0973-2861, pp. 1-19
20. Deepak N. Patil, Ganesh E. Kondhalkar, Ashish R. Pawar, "Structural Optimization Of Bumperfog Lamp Punching Machine", Journal of Analysis & Computation (IJAC, UGC), Volume XV Issue V, May 2021 ISSN: 0973-2861, pp. 71-84

21. Ashish Pawar, Suraj Jadhav, "Investigate Optimum Shape of Crash Box Analysis Experimentally & Numerically on Geometry Aspect" in Journal of Analysis & Computation (IJAC, UGC), Volume XIV Issue VII, July 2020 ISSN: 0973-2861
22. Ashish Pawar, Yogesh Vyavahare, Ganesh Kondhalkar, "Roof Crash Simulation of Passenger Car for Improving Occupant Safety in Cabin" in IUP Journal of Mechanical Engineering, Volume 13 Issue 2/3.
23. Ashish Pawar, Suraj Jadhav, "Experimental & Non-Linear Analysis to Investigate Optimum Shape Crash Box" in Journal of Interdisciplinary Cycle Research (JICR, UGC), Volume XII Issue VII, July 2020 ISSN: 0022-1945, pp. 966-973
24. Ashish Pawar, Swastik Kumar Pati, Ganesh Kondhalkar, "Comparative Analysis of Kenaf & Jute E Glass Epoxy Specimen Along with B Pillar Natural & Synthetic Combination Replica Test Under UTM" in Journal of Analysis & Computation (IJAC, UGC), Volume XIV Issue VII, July 2020 ISSN: 0973-2861
25. Ashish Pawar, Harshal Dharmale, Ganesh Kondhalkar, "Experimental FEA Investigation of Bolt Loosening in a Bolted Joint Structure " in Journal of Analysis & Computation (IJAC, UGC), Volume XIV Issue VII, July 2020 ISSN: 0973-2861, pp. 1-12
26. Ashish Pawar, Harshal Dharmale, Ganesh Kondhalkar, "Numerical Investigation Of Bolt Loosening In A Bolted Joint Structure" in Journal of Analysis & Computation (IJAC, UGC), Volume XIV Issue VII, July 2020 ISSN: 0973-2861, pp. 1-12
27. Ashish Pawar, Abhijeet Salunkhe, Kashinath Munde, "Optimization of Power Lift Gate Spindle & Socket Assembly" in Journal of Analysis & Computation (IJAC, UGC), Volume XIV Issue VII, July 2020 ISSN: 0973-2861
28. Ashish Pawar, Abhijeet Salunkhe, Kashinath Munde, "Investigate Numerical Analysis of Power Lift Gate Spindle & Socket Assembly with Modifications" in Journal of Analysis & Computation (IJAC, UGC), Volume XIV Issue VII, July 2020 ISSN: 0973-2861
29. Ashish Pawar, Balasaheb Takale, " " in Journal of Analysis & Computation (IJAC, UGC), Volume XIV Issue VII, July 2020 ISSN: 0973-2861
30. Ashish Pawar, Sampada Ahirrao, Ganesh Kondhalkar, "Fatigue Analysis of Leaf Spring Bracket for Light Duty Vehicles on Topology Optimization Approach" in Journal of Analysis & Computation (IJAC, UGC), Volume XIV Issue VII, July 2020 ISSN: 0973-2861, pp. 1-11
31. Ashish Pawar, Rahul Nimbalkar, "Investigation of Carbon Fiber & E Glass Epoxy Composite with Multi-Bolt Joints using Tensile Loading " in Journal of Analysis & Computation (IJAC, UGC), Volume XIV Issue VII, July 2020 ISSN: 0973-2861
32. Ashish Pawar, Rahul Nimbalkar, "Numerical Analysis of Carbon Fiber & E Glass Epoxy Composite Plates in Tensile Loading with Multi-Bolt Joints" in Journal of Analysis & Computation (IJAC, UGC), Volume XIV Issue VII, July 2020 ISSN: 0973-2861
33. Ashish Pawar, Makarand Patil, Ganesh Kondhalkar, "Predication of Effect of Welding Process Parameter of MIG Process on Weld Bead Geometry" in Journal of Analysis & Computation (IJAC, UGC), Volume XIV Issue VII, July 2020 ISSN: 0973-2861
34. Ashish Pawar, "Topology Optimization Of Leaf Spring Bracket For Light Duty Vehicle" in Journal of Emerging Technologies and Innovative Research (JETIR, UGC), Volume 6 Issue 5, May 2019 ISSN: 2349-5162

35. Ashish R. Pawar, Dr. K. H. Munde, Vidya Wagh, “Stress Analysis of Crane Hook with Different Cross Section Using Finite Element Method” in Journal of Emerging Technologies and Innovative Research (JETIR, UGC), Volume 6 Issue 1, Jan 2019 ISSN: 2349-5162, pp. 79-83
36. Ashish R. Pawar, Dr. K. H. Munde, Mahesh Mestry, “Pre-Stressed Modal Analysis of Composite Bolted Structure” in Journal of Emerging Technologies and Innovative Research (JETIR, UGC), Volume 5 Issue 7, July 2018 ISSN: 2349-5162
37. Ashish R. Pawar, Kashinath Munde, Vijay Kalantre, “Topology Optimization of Driver Cabin Mounting Bracket of Heavy Commercial Vehicle” in International Journal of Science & Engineering Development Research (IJSER), Volume 3, Issue 7, July 2018 ISSN: 2455-2631
38. Ashish R. Pawar, Kashinath Munde, Vijay Kalantre, “Topology Optimization of Front Leaf Spring Mounting Bracket” in International Journal of Science & Engineering Development Research (IJSER), Volume 3, Issue 7, July 2018 ISSN: 2455-2631