

### 3 Reality

[1] Yash Kumar Chawla, [2]Dr. Arivoli A, [3] Catherine Xavier

[1] B.Tech Computer Science and Engineering with Specialization in Bioinformatics

, [2] Assistant Professor (Senior)

, [3]B.Tech Computer Science and engineering

School of Computer Science and Engineering, VIT University, Vellore, India.

[1]yash.2019@vitstudent.ac.in,[2]arivoli.a@vit.ac.in, [3]catherine.xavier2019@vitstudent.ac.in

#### Article Info

**Page Number:** 4655 - 4664

**Publication Issue:**

**Vol 71 No. 4 (2022)**

#### Article History

**Article Received:** 25 March 2022

**Revised:** 30 April 2022

**Accepted:** 15 June 2022

**Publication:** 19 August 2022

#### Abstract

To create a comfortable human habitat, smart cities integrate multiple mobile or web solutions. One of these solutions is to provide a garbage management system that is environmentally friendly, efficient, and effective. The current garbage collection system includes daily or weekly garbage truck rounds, which not only do not cover every zone of the city but are also a completely inefficient use of government resources. This project aims to create a low-cost mobile or web-based system for the government to use available resources to efficiently manage the massive amounts of garbage collected each day, while also providing a better solution for citizens' inconvenience with garbage disposal. Project for a Waste Management System, this is accomplished through the use of a network of smart bins that employ cloud-based techniques to monitor and analyses data collected in order to provide predictive routes generated by algorithms for garbage trucks. For the workforce and citizens, an android or web app is developed that primarily provides the generated routes for the workforce and locates the nearest available smart bin for citizens.

**Key Words**—Information on administration, clients, bio waste, dangers and non-dangers, printing of reports, and payments

---

## I. INTRODUCTION

A smart city is a development of a city that uses many forms of information and communications technology (ICT) to solve any issues the city may have. The information in smart cities is extensive and includes systems for local government departments, schools, libraries, transit, hospitals, power plants, law enforcement, traffic management, and other city services. A smart city aims to increase service effectiveness and integrate all data into a single system. Today, a city can become a smart city thanks to the advancement of ICT, particularly the internet of things (IoT). Real-time systems and sensors are being used to bring the aforementioned concept to life, where data is first collected from people and objects, then analyzed in real-time, and ultimately (3) the gained information and related knowledge are used as the keys to tackle efficiency.

Anything that is thrown away after its intended use because it is damaged, defective, or useless is considered garbage. Examples include hazardous waste, venturesome waste, sewage water (such as waste matter that contains human wastes (feces and urine) and surface runoff), radioactive material, and others. Municipal solid waste is made up of home trash and refuse. The oldest type of waste treatment through the funerary half is new; formerly, rubbish was only left in mounds or thrown into pits. A land dumping site, also known as a tip, dump, waste-yard, or traditionally as a

midden, may be a venue for the disposal of waste materials by burial. Landfills have historically been the first-choice method of disposing of organized trash, and they still are in many parts of the world.

Our system is designed for organizations like these that want to collect rubbish from people's homes and deliver it to recycling facilities so that the waste can be converted into usable items. For this, one user will ask for a specific time to have their rubbish picked up from home. System personnel will then arrive at that user's home with their cars, load the garbage inside, and pay them money for the amount of waste they have collected before delivering it to the recycling facility. Consequently, this technology contributes to a clean atmosphere.

According to reports, 53.6 million tons of electronic garbage were generated worldwide in 2019. This has caused it to become the world's fastest-growing residential waste stream, according to the UN. A nationwide effort has been made to recycle electronic garbage in order to create the Olympic medals for the Tokyo 2020 games, keeping the situation in mind. To gather enough recycled debris to make the medals, the Tokyo Medal Project was started and maintained for two years. The initiative urged people to recycle old electronics they no longer needed.

## II. LITERATURE REVEIW

### A. *Garbage Management System*

Not all of the rubbish we produce is truly waste. Reusing garbage can be done more easily using this technique. Implementing this document will result in an effective waste management system that takes less time. A clean environment will result in a better environment. Thus, the likelihood of a disease spreading is decreased. The vast amount of waste produced each day presents challenges for traditional waste management systems. The implementation of this waste management system will significantly contribute to the development of a clean India. Let us all work together to keep the environment clean Ref. 1.

This project's home page includes sections for about, admin, buyer, people, distributors, drivers, and help. The admin can be contacted for assistance in case of problems, and the web app's description is included in the about section. Transportation, collection, and segregation of solid waste are the three categories. The segregation process is carried out by humans. Waste is divided into categories such as biodegradable, metallic, e-waste, recyclable, etc. The drivers (trash collectors), to whom the admin assigns a daily duty, are responsible for the collecting portion. Transport is handled by distributors. They transport the rubbish from the center to the customers. The database is where the data is kept after being gathered by the server. The processed information is projected on the admin, workforcedashboards and the collected data will determine the work that can be assigned to garbage collectors and garbagedistributors.

### B. *Android application of garbage collector tracker using Google maps for Municipality office*

They used Android Studio and the WAMP server to create the Android application. The three main modules in this system are as follows: - user module 1 2. Admin (Municipal Corporation) Module Driver Module 3. User module 1 the user must sign up for the Android application before using this module. The signup form asks for information such your name, password, email address, and user type. The database will be used to store this data. Users can log onto the application after

completing their registration successfully. The user must first enter the route before viewing the driver's position, name, and level of rubbish. 2. Admin (Municipal Corporation) The admin of this module has full permission to add drivers to the database, update the information, or remove drivers from the database. Additionally, the administrator has access to information such as the driver's location, name, and garbage level. 3. Driver: The driver must enter a valid ID and password to access the application in this driver module. The driver can update the garbage level so that the user admin can view levels of garbage like low, medium, or full after a successful login to the application.

All users (people) can use the suggested application to follow the whereabouts of trash trucks and level bins. The driver is continually updated by admin. The technologies employed in this system are created in a way that both operators and users would find it simple to monitor the false information coming from various sources. The truck will be assigned a certain quantity of garbage based on how much is gathered in a specific location. The idea behind this project was inspired by a software initiative that aimed to improve the world and make it a better place to live in Ref.2

### C. *SMARTGARBAGEDUSTBIN*

The idea of a smart waste bin for smart waste management. The technology used in this paper consists of sensors to gauge the volume and weight of waste inside the trash can. For communication over short distances, Bluetooth is linked. The following is the approach for managing waste that the researchers recommend. In this study, an Arduino UNO measures the amount of trash that has been put in the trash can and, when it is full, sends an alarm to the municipal web server. The driver confirms using an RFID tag to empty the trash after cleaning the trash can. RFID is a computing technology that is used for the verification process. In addition, it improves the smart garbage alert system by automatically identifying rubbish that has been emptied into the dustbin and sending the status of cleanup to the server, confirming that the job is finished. The following is the approach for managing waste that the researchers recommend. The Arduino Uno board, LCD screen, and GSM modem are all utilized by the system in this paper to deliver data.

A transformer with a 12V output powers the device in Ref.3. The status of the amount of waste collected in the bins is shown on the LCD panel. While SMS allows for monitoring, GSM is designed to display the status to the user. The text in the SMS is about all trash cans. The garbage level status is displayed on the LCD panel. The device uses an Arduino board to continuously check the amount of rubbish on the LCD screen. The following approach for managing waste that the researchers recommend. In this study, the trash can was linked to a microcontroller-based system that featured an IR wireless system and a primary central system that displayed the trash can's current state. The status was seen using Wi-Fi on a mobile web browser that displayed an HTML page. In this system, weight sensors were employed to cut costs, and a Wi-Fi module was used on the sender's end to send and receive data. The weight sensor ultimately only measures the weight of the trash in the bin, not the volume of waste.

### D. *SMART WASTE MANAGEMENT SYSTEM*

The amount of management waste is also greatly increasing as a result of the country's expanding economy and daily rapid population expansion. There is no real right approach to the problem's

solution or appropriate chain structure for tracking and keeping an eye on the waste disposal system. And while garbage is not becoming smarter today, cities are. The trash in the bins occasionally accumulates to the point where it overflows outside the garbage pail, spills out into entire areas, and poses a health risk to the community members regardless of the cities. Next, we are presenting a strategy to society because it is a smart waste management system. People can also follow the waste in or near the community in question.

And regardless of whether the trash collector is attending to a certain society or location, a member of that society can report the problem through the user app, and the admin will be notified immediately. Making this prototype is intended to advance the waste management problem-solving process. The prototype includes smart trash cans with RFID tags, GPRS vehicle tracking for garbage collectors, and a user app. In addition, there is an admin panel where the admin can keep track of all the details at once and be able to provide reports on a daily basis.

The smart bins will basically be tracked using sensors, and the level of the bins will be generated, monitored, and alerted to the admin as well as the garbage collection. The garbage truck will then be followed using a GPRS module and RFID tags. When the garbage truck approaches a specific dustbin, the dustbin's RFID tag will be triggered and the results will be stored in a cloud database, proving that the waste has been collected from that location or community. The outcomes of this will then be communicated to both the admin and the user app. Users can also track the vehicle's information and other waste-related data in Ref.4 to Ref.

### III. PROPOSED METHODOLOGY

This app offers a cost-effective way or web-based system for the government to utilize available resources to efficiently manage the overall amounts of garbage collected on a regular basis, also providing a good solution for garbage disposal for a lot of cities. This idea is ideal for saving time and changing the typical way of disposing of trash. Our 3 Reality for Smart City software merges the best methods for verifying and analyzing data to deliver the most convenient routes for garbage trucks and other vehicles that are generated through maps utilizing our algorithms. For the locals, a web or android application is created that essentially makes it easier for them to dispose of their trash and waste. In a waste collection firm or other business, the system controls client information and payments. The system has two different types of users: administrator and collector. This system can help a company or business manage garbage collection in smart cities. In addition, this project generates reports including Payment Collection Reports and many more. This database holds a list of clients and records of waste collection. The admin can login and view the user accounts attributes like full name, username, password, user category like admin or collector, contact, address, date, account status and passport/ID also he/she can add the user accounts. The admin can add categories as well as view categories. There are three types of categories (1) Non-hazardous, (2) Hazardous, (3) Biowaste, under there are attributes like amount per month, amount per collection. The admin can also update and delete categories. The admin can add clients and view clients. There are two types of garbage (1) Company, (2) Individual. The status is also shown in the portal. We have the payment section also in the admin part. The best feature of our app is the report feature where we can see the reports of waste that have been collected in a particular period. From the client side we can view and add the payments details, client's detail and waste collection.

Fig1. Admin Side

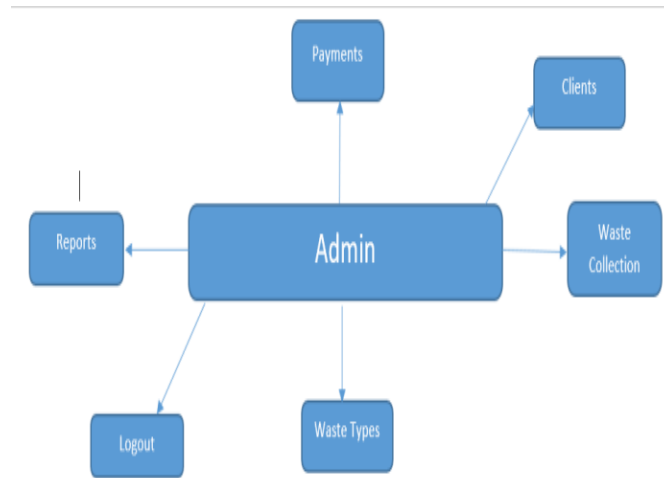
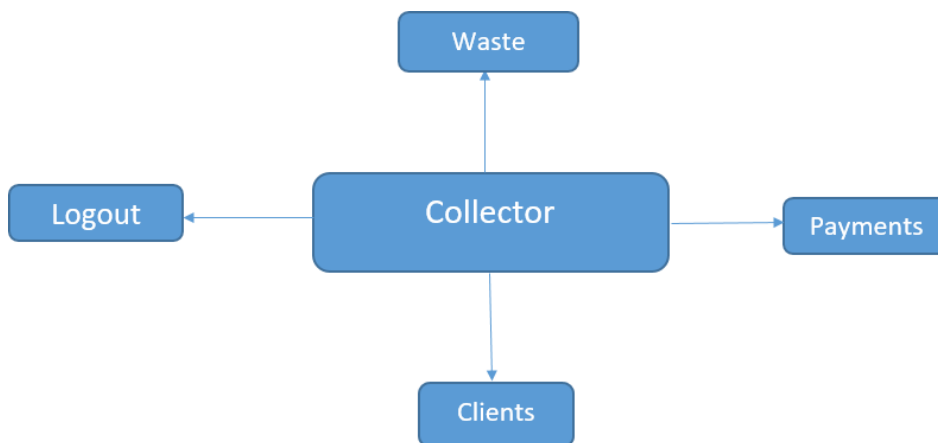


Fig 2. Collector Side



#### IV. MODULUESIDENTIFIED

In the admin side we the options for managing the users' information as well as the client. The admin can manage the clients and waste category. We have also added the payment collection, waste collection records. Amount can be added to be collected. The reports of wastes for particular period can be printed. And a secure login. Collector - The collector can add clients and collect the payments.

#### V. Problem Statement

In this fast moving world, India is leading at great pace. Whether we talk about technology, research and developments, entrepreneurship and what not, we are everywhere and running everything. However if we look closely during this whole process we have somewhere left out cleanliness of our country. During this hustle we have almost forgotten about the 3R (Reduce,

Reuse, and Recycle). And yes some proportion is there taking care of beauty of landscape and nature but will it be sufficient for country of 130 million population.....?

If not then what we can do? This project is all about this, developed with an approach of “Making small changes, Shape the future.”

## VI. MODULE DESCRIPTION

### Admin Side

In Fig 1. The admin can have two options 1. Adding user accounts and 2. Viewing user accounts. The attributes in this domain are name, user type contact, address, username, password and password/ID where a file is to be chosen. The same attributes are viewed after adding. There are three categories of waste 1. Non-hazardous, 2. Hazardous and 3. Bio Waste. The admin can add, view, update and delete categories. The attributes in this domain are 1. Category Name, 2. Amount per month and 3. Amount per collection. The admin can register and view clients. The attributes in this domain are 1. Name, 2. Payment type, 3. Garbage type - company or individual, 4. Address, 5. Contact and 6. Garbage type - non- hazardous or hazardous or bio waste.

The admin can add and view payment. The attributes are 1. Name, 2. Pay Type, 3. Category, 4. Waste type, 5. Address, 6. Contact and 7. Status - shows whether the payment is pending or approved or degraded.

If we click on each name, we get extra attributes like amount paid, balance, receipt number and reason for the payment.

The admin adds a new collection and can view collection. The same attributes are displayed in the waste collection also. The report of payment and waste reports can be seen for a particular period for a time like from this date to this date. Also, the total amount. Printing the report is also available. The attributes are collector, client, waste, pay type, amount paid, date, and receipt no, reason and balance.

Fig 3. LoginPage




Fig 4. ClientInformation

Full Names	Payment Type	Client Type	Waste Type	Contacts	Address	Date	Account Status	User Account
1 Nikassa	percollection	individual	Bio	9075846954	Lina	2021-06-23	Approved	Update User Account
2 29949299	881755bd570df15c2c7964f071641	Jermiah	walra	0725545445	Landless	May 28, 2015	Degrable	Update User Account
3 Bazuka	monthly	individual	Hazardous	01244545	patient1	2021-06-23	pending	Update User Account
4 Juma	monthly	company	Non Hazardous	1244545	teper	2021-06-24	pending	Update User Account
5 Naku	percollection	individual	Non Hazardous	0000000000	Tamil Naku	2021-11-30	pending	Update User Account
6 Catherine	monthly	individual	Non	42554141	HP	2021-	pending	Update

Fig.5 PaymentInformation

Name	Pay Type	Category	Waste Type	Address	Contact	Status
1 Nikassa	percollection	individual	Bio	Lina	9075846954	Approved
2 29949299	881755bd570df15c2c7964f071641	Jermiah	walra	Landless	0725545445	Degrable
3 Bazuka	monthly	individual	Hazardous	patient1	01244545	pending
4 Juma	monthly	company	Non Hazardous	teper	1244545	pending
5 Naku	percollection	individual	Non Hazardous	Tamil Naku	0000000000	pending
6 Catherine	monthly	individual	Non Hazardous	HP	42554141	pending
7 tarun	monthly	company	Non Hazardous	hp	9090909090	pending
8 ill	monthly	individual	Non Hazardous	3321	3120973281	pending
9 Yash	percollection	individual	Homewaste	Up	929292922	pending

Fig.6 Reportofpayments

Collector	Client	Waste	Pay Type	Amount Paid	Date	Receipt No	Reason	Balance
admin	Nikassa	Bio	percollection	6000	2021-06-23	60	paid amount for HP 907584	120000
admin	Bazuka	Hazardous	monthly	3000	2021-06-23	3000	paid	3000
admin	Nikassa	Bio	percollection	10000	2021-06-24	1000	paid	3000
admin	Nikassa	Bio	percollection	30000	2021-06-23	10000	paid	3000
admin	Naku	Non Hazardous	percollection	12	2021-11-30	12234	paid amount	2000
admin	Naku	Non Hazardous	percollection	2000	2021-11-30	12234	clear	0
admin	Juma	Non Hazardous	monthly	160000	2021-12-01	6102102	late pay	0
admin	Juma	Non Hazardous	monthly	12000	2021-12-01	1221023	late pay	0
admin	Yash	Homewaste	percollection	2000	2021-12-01	160000	late pay	6000
<b>Total</b>				<b>200,368.00</b>				

Fig 7 Printingofwastereports

Collector	Client	Waste	Pay Type
admin	Nikassa	Bio	percollection
admin	Bazuka	Hazardous	monthly
admin	Nikassa	Bio	percollection
admin	Naku	Non Hazardous	percollection
admin	Nikassa	Bio	percollection
<b>Total</b>			

Fig.8 Database of Clients

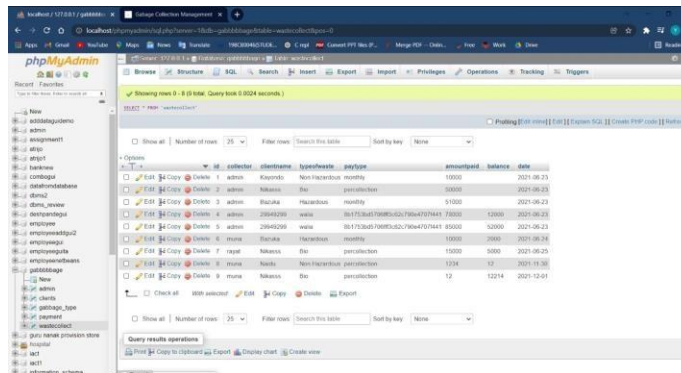


Fig 9 Database view of garbage type

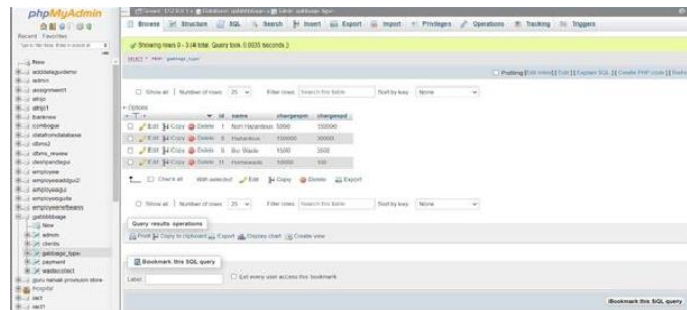
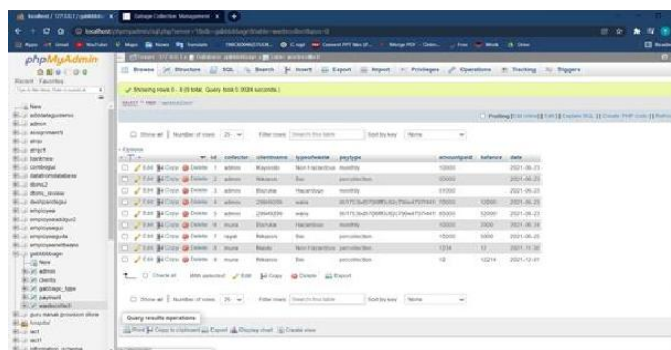


Fig.10 Database of waste collected and pending amounts



CollectorSide

In Fig 2. The collector can add and view payment. The attributes are 1. Name, 2. PayType, 3. Category, 4. Wastetype, 5. Address, 6. Contact and 7. Status- shows whether the payment is pending or approved or degraded. If we click on each name, we get extra attributes like amountpaid, balance, receipt number and reason for the payment. The collectors can register and view clients. The attributes in this domain are 1. Name, 2. Payment type, 3. Garbage type - company or individual, 4. Address, 5. contact and 6. Garbage type - non-hazardous or hazardous or bio waste. Whatever changes we do like add or delete or update



an information in the website the results will also be reflected in sql database in Fig 2 to Fig 10.

## VI. RESULTS

We were able to build a website with a login page for admin and collector. The admin has more privilege than the collector. In our website the admin can create and view the user accounts. He/she successfully can add, view, update and delete a waste category. We have built a website where the admin can view and add new payments, clients and clients. Under the payment we have an additional feature status which tells the status of the payment. The additional feature which we added in our website is the report printing where the report of the waste from a particular date to particular date can be chosen and printed. Whatever changes we do like add or delete or update an information in the website the results will also be reflected in sql database.

## VII. PRACTICAL IMPLEMENTATION OF THE PROBLEM



The waste ID card can be used after their strip recycling and can be provided to government schools which can't afford them at higher rates. In such manner **“Waste for one can act as a requirement for other”**

## VII. CONCLUSION

Finally, in the garbage management system, we have a system where the user himself who made a request to pick the garbage produced in their house, they need to tell the address of their place and

time when they want that to be selected and the request will go to the managers, they will manage the application and will deliver it to the recycling center where it will be recycled into useful products instead of the dumping it.

When they want that to be picked and the request will go to the managers, they will manage the request and will deliver it to the recycling area where it will be recycled through various processes. The cost is given to the user to pick the garbage according to the quantity. Admin analyzes the system and maintains the requests.

## VIII. FUTURE WORKS

Workers go to each and every house and they collect the waste but in the future we are trying to develop a machine in which the machine will be fed with some set of information in its memory, to which area should it go and collect the waste for a particular day. In the future we could reduce the labor work and develop and bring in a new technology.

## IX. REFERENCES

- [1] Kulkarni, N., Songare, S., Gohil, S., Munge, Y., & Wakhare, P. (2021). Android application of Garbage collector Tracker using Google Maps for Municipality office Namrata Kulkarni, 9(5), 62–65.
- [2] Ab Wahab, M.N., Tay, S.C., Abdull Sukor, A.S., Mohamed, A.S.A., & Mahinderjit Singh, M. (2022). Smart Waste Management System. *Lecture Notes in Electrical Engineering*, 770(5), 713–724. [https://doi.org/10.1007/978-981-16-2406-3\\_55](https://doi.org/10.1007/978-981-16-2406-3_55)
- [3] Hande, J. Y. (2019). A Review on Smart Garbage Dustbin, (1), 619–623.
- [4] Geethamani, R., Rakshana, P., Raveena, P., & Ragavi, R. (2021). Garbage Management System. In *2021 7th International Conference on Advanced Computing and Communication Systems, ICACCS2021* (pp. 1190–1192). Institute of Electrical and Electronics Engineers. Inc. <https://doi.org/10.1109/ICACCS51430.2021.9441922>
- [5] Sohag, M.U. and Podder, A.K., 2020. Smart garbage management system for a sustainable urban life: An IoT based application. *Internet of Things*, 11, p.100255.
- [6] Bhor, V., Morajkar, P., Gurav, M., Pandya, D. and Deshpande, A., 2015. Smart garbage management system. *International journal of engineering research & technology (IJERT)*, 4(03).
- [7] Soni, G. and Kandasamy, S., 2017, December. Smart garbage bin systems—a comprehensive survey. In *International Conference on Intelligent Information Technologies* (pp. 194-206). Springer, Singapore.
- [8] Chaudhari, S.S. and Bhole, V.Y., 2018, January. Solid waste collection as a service using IoT-solution for smart cities. In *2018 International Conference on Smart City and Emerging Technology (ICSCET)* (pp. 1-5). IEEE.
- [9] Arivoli, A., Golwala, D. and Reddy, R., 2022. CoviExpert: COVID-19 detection from chest X-ray using CNN. *Measurement: Sensors*, 23, p.1003